



HCPL Preschool Traveling Library: Opening the Gift



Harford County
Public Library

HCPLonline.org

October
2024



Songs & Fingerplays

Two Little Blackbirds

Two little black birds sitting on a hill
One named Jack and the other named Jill
[put up one index finger, then the other]
Fly away, Jack, Fly away, Jill
[put one index finger behind your back, then the other]
Come back, Jack, Come back, Jill
[bring one index finger back in front, and then the other]

Here is a Cave


Here is a cave. Inside is a bear.
[bend fingers on one hand; put thumb inside]
Now he comes out to get some fresh air.
[pop out thumb]
He stays out all summer in sunshine and heat.
He hunts in the forest for berries to eat.
[move thumb in a circle]
When snow starts to fall, he hurries inside
His warm little cave and there he will hide.
[put thumb inside fingers]
Snow covers the cave like a fluffy white rug.
Inside the bear sleeps all cozy and snug.
[place one hand over the other]

I'm a Little Acorn

I'm a little acorn brown and small
[crouch into a ball]
I live in an oak tree oh so tall.
[stretch arms up high]
When the wind blows I dance and hop
[wave arms]
Down on the ground with a PLOP, PLOP,
PLOP!
[fall down on the floor]

Theme: Fall Forest Friends

Books to Share





Fall is here and all of our forest animal friends are busy getting ready for winter! This month, we will be exploring a variety of forest animals, including nocturnal animals and their activities, featured in *Forest Bright*, *Forest Night*. Several forest friends embark on an adventurous boat ride in *Bear Came Along*. Children will be able to explore how a book's illustrations can be tipped and turned to create magical effects for the woodland characters in *Shake the Tree!* And of course, we will enjoy some songs, rhymes, and stories about one of the most outgoing forest animals—the squirrel. Time to hop in your canoe, climb a tree, and go on a bear hunt as we explore everything the forest has to offer this month.

Forest Bright, Forest Night by Jennifer Ward
Ten Little Squirrels by Bill Martin Jr. and Michael Sampson
Shake the Tree! by Chiara Vignocchi
Bear Came Along by Richard Morris

Music: "Going on a Bear Hunt" by Mr. Jon and Friends

**Looking for more book ideas?
Check these out!**



Your next visit date will be November _____

Check It Out! "I Am A Forest Ranger" Little Leaper Kit



Excited for more forest fun? Check out our "I Am A Forest Ranger" Little Leaper Kit! Inside the kit, you will find imaginative play items such as a forest ranger costume, sensory leaf tiles, animal footprint stones, binoculars, a compass, and more! Little Leaper kits also contain fiction and non-fiction books, as well as activity suggestions created by Harford County Public Library staff, perfect for school or home play time. Call the branch or request one online today!

Try a Fun Activity



Cookie Cutter Bird Feeders

- Cookie Cutters
- Cardboard
- Peanut Butter
- Birdseed
- Floss, String, or Twine
- Hole Punch
- Shallow container
- Plastic spoons or knives

Tip: When working with younger children, Steps 1-4 can be prepared ahead of time

1. Use the cookie cutter to trace your favorite shape onto cardboard
2. Cut out the shape from the cardboard
3. Use a hole punch to create a hole for hanging.
4. Use floss, string, or twine to tie a loop through the hole.
5. Spread a generous amount of peanut butter on the shape using plastic cutlery
6. Add a layer of birdseed to a shallow container and dip the peanut butter side into the bird seed. Hang and enjoy watching the birds!

<https://sugarspiceandglitter.com/easy-homemade-bird-feeder-kids-can-make/>

Every **CHILD**
Ready to **READ**®

Go on a nature walk and explore your five senses! Talk about what you are seeing, hearing, touching, and smelling...maybe even tasting if you bring a snack. Touch a tree's bark and describe what textures you feel. Encourage children to close their eyes. What sounds can they identify? Look at a leaf and think of what words you would use to describe it. You may end up using some new vocabulary words together!

Talking | **Singing** | **Reading** | **Writing** | **Playing**®

Questions or suggestions?

Contact: Sheila George at 410-638-3151 x6351 or george@hcplonline.org

More Rhymes

This Little Squirrel

This little squirrel said, "Let's run and play."
[point to thumb]
This little squirrel said, "Let's hunt nuts today."
[Point to index finger]
This little squirrel said, "Yes, nuts are good."
[Point to middle finger]
This little squirrel said, "Our favorite food."
[Point to ring finger]
This little squirrel said, "Come climb this tree
[Point to pinky]
And crack these nuts, one, two, three!"
[Clap, clap, clap]

Red Squirrel (with scarves)

Red squirrel, red squirrel
Shake your bushy tail
Red squirrel, red squirrel
Shake your bushy tail
Wrinkle up your little nose
Hold a nut between your toes
Red squirrel, red squirrel
Shake your bushy tail!
Red squirrel, red squirrel
Shake your bushy tail!
(repeat with other scarf colors)

My Hands Say Thank You

My Hands Say Thank You
With a Clap, Clap, Clap
My Feet Say Thank You
With a Tap, Tap, Tap
Clap, Clap, Clap
Tap, Tap, Tap
We roll our hands to say...
Have a wonderful day!