

# Opening the Gift

## Songs & Fingerplays

### Spider Dance

[Tune: *Farmer in the Dell*]

Spiders crawl around,  
[children crawl around]  
Spiders crawl around,  
[children crawl around]  
Spiders, spiders make a web,  
Spiders circle `round.  
[spin around]


Spiders up and down,  
[stand up, bend down]  
Spiders up and down,  
[stand up, bend down]  
Spiders, spiders make a web,  
Spiders circle `round.  
[spin around]

### Rhyme Jump Like a Frog [follow actions]

Jump like a frog. Stretch like a cat.  
Hop like a bunny. Flap like a bat.  
Wiggle like a worm. Slither like a snake.  
Be a wet dog and shake, shake, shake!

### Two Little Feet [follow actions]

Two little feet go stamp, stamp, stamp  
Two little hands go clap, clap, clap  
One little body stands up straight  
One little body goes round and round  
One little body sits quietly down.



January 2026


## Theme: Author Spotlight – Eric Carle

### Books to Share


This month we are celebrating the work of author and illustrator Eric Carle. Carle wrote more than 70 children's books, and his distinctive artistic style is unforgettable. For this author spotlight we will join a hard-working spider in *The Very Busy Spider*, many active animals in *Head to Toe*, a curious child and his papa in *Papa, Please Get the Moon for Me*, and some adventurous ducks in *Ten Rubber Ducks*. Join us as we sing, celebrate, and enjoy Eric Carle.

***From Head to Toe***, by Eric Carle  
***The Very Busy Spider***, by Eric Carle  
***Papa, Please Get the Moon for Me***, by Eric Carle  
***10 Little Rubber Ducks***, by Eric Carle

**Music:** "Knees Up Mother Brown"  
from *Kids Songs Jubilee*  
by Nancy Cassidy



Looking for more book ideas? Check these out!

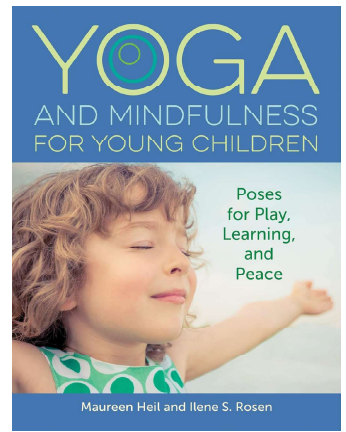


Harford County  
Public Library

## Book of the Month from the Parent Teacher Collection

***Yoga and Mindfulness for Young Children: Poses for Play, Learning, and Peace*** Maureen Heil

Why is yoga good for young children? How can you introduce yoga into your classroom? How do you teach yoga breathing and yoga poses? This book will answer those questions and more, explaining about using yoga in your classroom, and including activities for children of differing abilities.



### More Rhymes

#### **I Wiggle**

*[follow actions]*

I wiggle my fingers  
I wiggle my toes  
I wiggle my shoulders  
I wiggle my nose  
Now the wiggles are out of me  
And I am as still as still can be

#### **Five Little Ducks**

Five little ducks went out to play.  
*[hold up 5 fingers]*  
Over the hills and far away.  
*[“waddle” the fingers behind your back]*  
Mother duck called quack, quack,  
quack.  
Four little ducks came waddling back  
*[“waddle” four fingers back]*

*[Repeat with 4, 3, and 2 ducks]*

One little duck went out to play ...  
No little ducks came waddling back  
*[repeat with 1 & 0 fingers]*

Sad mother duck went out to play ....  
And all 5 little ducks came waddling back.  
*[waddle all 5 fingers back]*

### Try a Fun Activity The Disappearing Snow Pal

Science Activity: Making Predictions and Observing Changes



#### **Directions:**

Stack 2 ice cubes in each of 2 clear plastic cups. On the outside of each cup, draw an outline around the cubes and then add snow pal details to the shape. Place 1 of the cups in a freezer and leave 1 in the classroom.

Next, have the children share their predictions about what will happen to the snow pals as time passes. Be sure to ask the children why they think their predictions will happen.

When you notice the classroom snow pal has melted a bit, gather the children to take a look, compare the height of the snow pal to the drawn outline, and reevaluate their predictions.

Then compare the classroom snow pal to the freezer snow pal. Guide the children to understand how the warmth in the room contributed to the ice melting.

<https://www.themailbox.com/products/260467-pre-k-kindergarten-science-idea-the->

EveryCHILD  
Ready to READ®

Try acting out a story with your child, taking on the roles of different characters. Even if your child cannot act out or retell a longer story, see if they can repeat a phrase or action. This kind of dramatic play is one way that children internalize and understand the story.

Providing props and toys for children to retell a story as they play is one way to help them understand the story. You may ask a question or two that helps them build on the story. Follow your child's lead.

For more information,  
visit us at [hcplmd.org/otg/](http://hcplmd.org/otg/)



**Talking** | **Singing** | **Reading** | **Writing** | **Playing**

#### **Questions or suggestions?**

Contact: Sheila George at 410-638-3151 x6351 or [george@hcplonline.org](mailto:george@hcplonline.org)