



HCPL Preschool Traveling Library: Opening the Gift



Harford County
Public Library

April
2025



Songs & Fingerplays

Two Little Bluebirds

Two little bluebirds sitting on a hill,
[hold up one finger on each hand]
One named Jack and one named Jill
Fly away Jack, fly away Jill,
[move one finger to behind your
back as each bird flies away]
Come back Jack, come back Jill
[bring one finger back as you call
each bird]

Repeat with additional verses...

Sitting on a car... Near and Far
[hold one finger near, and one far]
Sitting in a cup... Down and Up
[hold one finger low, and one high]
Sitting on a stick... Slow and Quick
[move one finger fast, and one
slow]

The Wide-Eyed Owl

Here's a wide-eyed owl,
[form circles around eyes with
fingers]
With a pointed nose,
[use finger to extend nose]
And claws for toes,
[curl fingers like claws in front of
chest]
It lives high in a tree,
[reach hands high above head]
When it looks at you,
[form circles around eyes with
fingers]
It flaps its wings,
[bend elbows, flap arms]
And says, "Who, whoo-oo-o!"
[make owl sounds]


It's Time to Read a Book

[Tune: Farmer in the Dell]
[Make a beat – tap on legs]

It's time to read a book,
It's time to read a book,
Hey, Ho. What do you know,
It's time to read a book.

Theme: Bird Buddies

Books to Share



Welcome Spring! And with spring comes our bird buddies. This month we will read about the many different types of birds that we see around us in *Birds*. In *Wow! Says the Owl*, we will find out what Little Owl sees when she decides to stay up all day. We will also play with words and sounds in *Frooodle* when a young bird is tired of saying tweet. In *This Little Chick* we will visit his friends on the farm and help him try to imitate the animal sounds. So join us this month as we learn about birds and share some stories, songs, and fingerplays about birds !

Birds, by Kevin Henkes




Wow! Said the Owl, by Tim Hopgood


Frooodle, by Antoinette Portis

This Little Chicken, by John Lawrence

Music: "I Know a Chicken"
from *Whaddy Think of That?*
by Laurie Berkner

Looking for more book ideas? Check these out!





Book of the Month from the Parent Teacher Collection

Nature-Based Learning for Young Children: Anytime, Anywhere, On Any Budget, by Julie Powers, PTC

This book provides activities that will help children build connections with the natural world. It includes lesson plans, background information, and ideas for free and low-cost equipment and materials. There are lessons for both indoor and outdoor activities as well as resources to share with families and guidance for health and safety considerations.

Try a Fun Activity

Open-ended Bird Art

Materials:

- Feathers (from a craft store)
- Construction paper
- Markers
- Glue
- Eye stickers



Set-up:

Place a basket of bird feathers in the art area. Add construction paper, markers, scissors, glue, and sticker eyes. Invite children to create their own bird pets with the art materials.

Directions:

1. Use markers to draw your pet bird on the construction paper.
2. Add eye stickers.
3. Use glue to add feathers.

<https://fun-a-day.com/bird-craft-for-kids-bird-art/>

Every **CHILD**
Ready to **READ**

Word Sounds – Phonological Awareness

Preschoolers love silliness including silliness around words. Playing with words or sounds helps children develop their listening skills, and that will help children learn to listen to and recognize the different sounds that each letter makes. You can play with words; making up nonsense words as you make up as many rhymes to one word as you can, making up words that start with same sound as your child's name, or making up new names for familiar objects. Learning to hear and identify those smaller sounds in words is so important to being able to sound out words when they learn to read.



Questions or suggestions?

Contact: Sheila George at 410-638-3151 x6351 or george@hcplonline.org

More Rhymes

Fly Away Birds

[Hold up five fingers, and fold one down as each bird flies away]

FIVE little birds peeping at the door,
One flew away, and that left FOUR.
FOUR little birds sitting on a tree,
One flew away, and that left THREE.
THREE little birds looking at you,
One flew away, and that left TWO.
TWO little birds sitting in the sun,
One flew away, and that left ONE.
ONE little bird left all alone,
It flew away, and that left NONE.

Bluebird, Bluebird, Through My Window

Bluebird, bluebird
Through my window.
Bluebird, bluebird
Through my window.
Bluebird, bluebird
Through my window
Oh, birdie, I love you.

[Repeat with other colors]

My Hands Say Thank You

My hands say thank you with a clap, clap, clap
[clap hands]
My feet say thank you with a tap, tap, tap
[tap feet]
Clap, Clap, Clap
[clap hands]
Tap, Tap, Tap
[tap feet]
We roll our hands to say...
[roll hands over one another]
Have a wonderful day!